

# MANUMED OPTIMAL 3-SECTION

The versatility of the Manumed Optimal 3-section offers you, the modern and demanding physiotherapist, the perfect treatment and examination couch. Everything is possible: lying and sitting positions, Trendelenburg and flexion position, which can be adjusted during treatment with the patient simply remaining on the couch. In short, the most universal couch available, which gives both the therapist and the patient the experience of comfortable treatment. Elegant in appearance and sturdy on its retractable castors, the Manumed Optimal 3-section is the obvious choice for the therapist who makes high demands on a professional top quality treatment couch.



*"A fantastic all-round examination and treatment couch."*



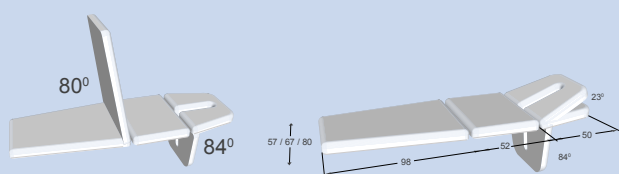
- 3 (to 5) adjustable sections
- Many adjustable positions, including the flexion- and (anti-) Trendelenburg positions
- Electrically adjustable pli comes standard with electrical high/low variant
- Load capacity up to 200 kg (some models optional to 250 kg)
- Head section folds down completely for better access of the cervical region
- Optimally positioned handles
- Long nose hole, allowing proximal or distal movement of the patient even when lying in prone position
- Optional a triangular nose hole or without nose hole
- Wheel raising mechanism for easy movement of the couch
- Height can be adjusted hydraulically (no mains lead needed) or electrically (very convenient, smooth and quick)
- Completely relaxed starting position in the face-down position with separate head section (optional)



**ENRAF-NONIUS**  
 P.O. Box 12080  
 3004 GB Rotterdam  
 The Netherlands  
 T.: +31-(0)10 - 203 06 00  
 E: info@enraf-nonius.nl  
 www.enraf-nonius.com

# MANUMED OPTIMAL 3-SECTION

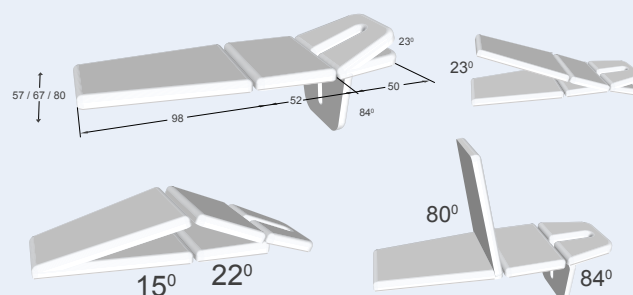
## Manumed Optimal 3-section without flexion position



### Type

212	3-section without flexion-position, hydraulic H/L
222	3-section without flexion-position, electric H/L

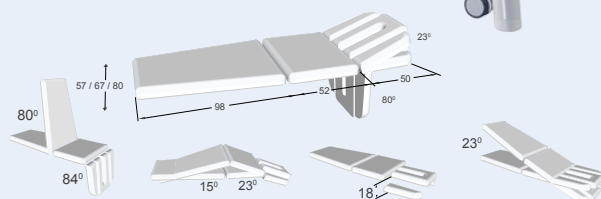
## Manumed Optimal 3-section with flexion position



### Type

213	3-section, gasspring supported flexion-position, hydraulic H/L
243	3-section, electric flexion-position and electric H/L

## Manumed Optimal 3-section with flexion position and with adjustable arm sections



### Type

214	3-section, head-section with adjustable arm sections, without flexion position, hydraulic H/L
224	3-section, head-section with adjustable arm sections, without flexion-position, electric H/L
215	3-section, head-section with adjustable arm sections, gasspring supported flexion position, hydraulic H/L
245	3-section, head-section with adjustable arm sections, with electric flexion position, electric H/L

## Technical Specifications

Size tabletop (lxw):	204 x 67 cm (optional 57 or 80 cm width)
Height adjustment:	45-95 cm
Lifting time (min.-max.):	approximately 18 sec.
Lifting capacity:	200 kg (electrical motor optional 250 kg)
Power supply:	120/230VAC 50/60 Hz
Current consumption:	2.0 A max.

NOTE: ALL-AROUND OPERATION IS AN OPTION.



# OPTIONS<sup>(1)</sup> MANUMED OPTIMAL 3-SECTION

## UPHOLSTERY

Colour	Code
Black	012
Grey	013
Sirius Blue	004
Cornflower Blue	169
Turquoise	141
Lavender	199
Jade	155
Mint	138
Wine red	019
Signal red	139
Yellow	127
Beige	135
Black	811
Grey	812
Red	852
White	888
Blue	933
Beige	851

A matching Enraf-Nonius couch for every interior. As in other practices, a pleasant ambience is important in physiotherapy practices. Clients must feel comfortable in the room where they are being treated. As each practice is furnished differently and has its own colour scheme, we regard it as important for the treatment couches to fit in with your look and feel. That is why we can manufacture our treatment couches in several frame and upholstery colours. The imitation leather can be supplied with a rugged or smooth finish.



Our imitation leather upholstery contains no phthalates and is flame retardant – a unique combination that makes this material suitable for medical use!



## FRAME

Colour	code
Grey	Ral 7035
Black	Ral 9005
White	Ral 9010

(1) = NOTE: Please order options together with the couch because of modification of the couch during production

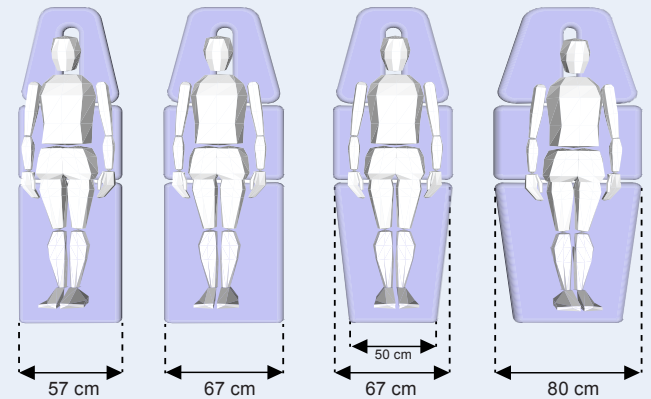


# OPTIONS<sup>(1)</sup> MANUMED OPTIMAL 3-SECTION

## UPHOLSTERY OPTIONS

Section Width	Standard 4 cm thick	DeLuxe 6 cm thick	Extra hard 4 cm thick	Extra soft 4 cm thick	Trapezium shaped leg section	Rectangular shaped leg section
57cm	s	o	o	o	x	s
67 cm	s	o	o	o	s	o
80 cm	s	o	o	o	s	x

s = standard o = optional x = not available



## FOAM DENSITY:

Standard: 38 Kg/m<sup>3</sup>

DeLuxe: 38 Kg/m<sup>3</sup>

Extra hard: 70 Kg/m<sup>3</sup>

Extra soft: 4 cm 38 Kg/m<sup>3</sup> + 1,5 cm 30 Kg/m<sup>3</sup>




## NOSE-HOLE

A. Oblong nose-hole including plug (standard)

B. Triangular shaped nose-hole (optional)  
excluding plug, please order seperately 1550813

C. No nose-hole (optional)



## HEIGHT ADJUSTMENT

A. Hydraulic types 212 / 213 / 214 / 215

B. Electric (222 / 243 / 224 / 245) Footswitch (standard)

C. Electric (222 / 243 / 224 / 245) All-around (optional)



## LIFTING CAPACITY

A. Electric - max. 200 kg (standard)

B. Electric - max 250 kg (optional)

C. Hydraulic max 200 kg



## OPTIONAL FEATURES

A. Ergo-wings (only for 67 cm width)

B. Safety switch



(1) = NOTE: Please order options together with the couch because of modification of the couch during production

## ACCESSORIES MANUMED OPTIMAL 3-SECTION

### PAPER ROLL HOLDER AND PAPER ROLLS

3450104	Paper roll holder for Manumed Optimal, for 40, 50 & 60 cm rolls, mounted under foot-section
3450105	Paper roll holder for Manumed Optimal, for 40, 50 & 60 cm rolls, mounted under headsection
3445280	Paper roll stand (floor type) for 40, 50 & 60 cm rolls
3445284	Paper roll, width 40 cm, roll-length 150 m, per 5 rolls
3445278	Paper roll, width 50 cm, roll-length 150 m, per 5 rolls
3445279	Paper roll, width 60 cm, roll-length 150 m, per 5 rolls



3450104



3450105



3445280



3445279 / 3445278 / 3445284



### FIXATION ACCESSORIES

3xxx035	Shoulder/neck support, set of 2 (available in 18 colours)
3450036	Clamp for fixation horn 3xxx035 (2 pieces)
3xxx031	Pelvic support incl. mounting bracket (available in 18 colours)
3496187	Fixation rail for fixation horn armpit or gynaecological set: (1550810 / 1550805 / 3xxx028)
3XXX028	Armpit fixation horn (available in 18 colours)



3xxx035



3450036



3xxx031



3496187



3XXX028



### FIXATION STRAPS

3445023	Fixation strap with velcro fastener 120 cm
3445014	Fixation strap with velcro fastener 160 cm
3445015	Fixation strap with velcro fastener 240 cm
3445475	Fixation strap with safety lock 250 cm
3445474	Fixation strap with safety lock 350 cm



3445023



3445014 / 3445015



3445474 / 3445475



## ACCESSORIES MANUMED OPTIMAL 3-SECTION

## STOOLS (AVAILABLE IN 18 DIFFERENT COLOURS)

3xxx010	Stool, height adjustable 40-53 cm
3xxx011	Stool, mobile, height adjustable 59-85 cm
3xxx012	Stool, mobile, provided with footrest, height adjustable 59-85 cm
3xxx013	Stool, mobile, anatomic seat, height adjustable 43-56 cm
3xxx020	Stool, mobile, saddle seat, height adjustable 59-85 cm
3496561	Set of 5 soft wheels for mobile stools, perfectly suited for smooth surface



## ROLLS AND CUSHIONS

3xxx001	Halfroll, flat bottom, especially for the knee <sup>(1)</sup>	27x16x18 cm
3xxx002	Halfroll, flat bottom, small, especially for the ankle <sup>(1)</sup>	28x9x11 cm
3xxx003	Halfroll, flat bottom, large <sup>(1)</sup>	56x16x18 cm
3xxx021	Halfroll, flat bottom <sup>(1)</sup>	50x18x10 cm
3xxx022	Halfroll, flat bottom <sup>(1)</sup>	56x25x15 cm
3xxx023	Massage roll <sup>(1)</sup>	50x Ø15 cm
3xxx004	Neck cushion, hourglass type <sup>(1)</sup>	30x15 cm
3xxx005	Massage cushion <sup>(1)</sup>	34x27x8 cm
3xxx006	Face cushion, with breathing hole <sup>(1)</sup>	40x20x15 cm
3xxx015	Wedge shaped cushion <sup>(1)</sup>	50x30x15 cm
3xxx016	Wedge shaped cushion <sup>(1)</sup>	50x40x30 cm
3xxx024	Wedge shaped cushion <sup>(1)</sup>	50x40x12 cm
3xxx017	Exercise roll <sup>(1)</sup>	100xØ30 cm
3xxx029	Plug for nosehole, small <sup>(1)</sup>	13x9 cm
1550813	Plug for nosehole, triangular shaped (only available in black)	16,5 x 21 cm
3445297	Wedge shaped, Kaltenborn, rubber model (only available in black)	22,5 x 10,5 x 8,5
3446161	Support bag with sand 1,2 kg <sup>(2)</sup>	15x25 cm
3446162	Support bag with sand 2 kg <sup>(2)</sup>	18x27 cm
3446166	Support bag with sand 4 kg <sup>(2)</sup>	25x35 cm
3446167	Support bag with sand 7 kg <sup>(2)</sup>	30x45 cm

(1) = Available in 18 different colours

(2) = Available in grey 013 colour only



012

013

004

169

141

199

155

138

019

139

127

135

811

812

852

888

933


851



# ACCESSORIES MANUMED OPTIMAL 3-SECTION

## COUCH COVERS

3445240	Couch cover, with a cutaway for the nose	blue
3445241	Couch cover, with a cutaway for the nose	bordeaux
3445242	Couch cover, with a cutaway for the nose	white
3445243	Couch cover, with a cutaway for the nose	lavender
3445244	Couch cover, with a cutaway for the nose	jade
3445245	Couch cover, with a cutaway for the nose	beige
3445246	Couch cover, without a cutaway for the nose	off-white
3445247	Couch cover, without a cutaway for the nose	royal blue
3445248	Couch cover, without a cutaway for the nose	dark-grey
3445034	Couch cover, without a cutaway for the nose	bordeaux
3445261	Couch cover, without a cutaway for the nose	blue
3445262	Couch cover, without a cutaway for the nose	jade
3445267	Couch cover, without a cutaway for the nose	white
3445259	Elastic straps for couch cover with clip fittings at both ends, set of 3	



## GYNAECOLOGY ACCESSORIES

3496187	Fixation rail for fixation horn armpit or gynaecological set: (1550810 / 1550805 / 3xxx028)
3445085	Gynaecological DeLuxe set
1550810	Gynaecological Comfort set
1550805	Gynaecological set



## MISCELLANEOUS

3446261	Set of 3 exercise stools, 50 x 38 x 32 cm, 40 x 32 x 21 cm and 30 x 22 x 14 cm
VK012668	Protective mat (transparent) 60 x 40 cm
3450067	Raising set (30 mm)

