

MANUMED COMFORT

The treatment couch for everyone. The large back section makes this couch a combination of adjustability and sitting comfort. You can change from lying face up to sitting without any need for the patient to get off. This makes this couch popular not only with physiotherapists, but also with medical practitioners and aestheticians. The Manumed Comfort offers them an unrivalled examination couch in their practice or studio.



"Comfort and convenience make this Manumed the ideal examination couch."

- Extra large back section makes this product the ideal examination couch
- Easy change from sitting to lying position with gas spring support
- Wheel raising mechanism for easy movement of the couch
- Height can be adjusted hydraulically (no mains lead needed) or electrically (very convenient, smooth and quick)
- Independently adjustable leg sections (optional)



ENRAF-NONIUS
 P.O. Box 12080
 3004 GB Rotterdam
 The Netherlands
 T.: +31-(0)10 - 203 06 00
 E: info@enraf-nonius.nl
 www.enraf-nonius.com

MANUMED COMFORT

Manumed Comfort



Type

612	Manumed Comfort, hydraulic H/L
622	Manumed Comfort, electric H/L
632	Manumed Comfort with electrical section adjustment, electric H/L

Manumed Comfort with adjustable leg sections



Type

613	Manumed Comfort with separate leg sections, hydraulic H/L
623	Manumed Comfort with separate leg sections, electric H/L H/L

"Comfort and convenience make this Manumed the ideal examination couch."



Technical Specifications

Size tabletop (lxw):	202 x 67 cm (optional 57 or 80 cm width)
Height adjustment:	45-95 cm
Lifting time (min.-max.):	approximately 18 sec.
Lifting capacity:	200 kg (electrical motor optional 250 kg)
Power supply:	120/230VAC 50/60 Hz
Current consumption:	2.0 A max.

NOTE: ALL-AROUND OPERATION IS AN OPTION.
DE LUXE UPHOLSTERY IS AN OPTION.



OPTIONS⁽¹⁾ MANUMED COMFORT

UPHOLSTERY

Colour	Code
Black	012
Grey	013
Sirius Blue	004
Cornflower Blue	169
Turquoise	141
Lavender	199
Jade	155
Mint	138
Wine red	019
Signal red	139
Yellow	127
Beige	135
Black	811
Grey	812
Red	852
White	888
Blue	933
Beige	851

FRAME

Colour	code
Grey	Ral 7035
Black	Ral 9005
White	Ral 9010

A matching Enraf-Nonius couch for every interior. As in other practices, a pleasant ambience is important in physiotherapy practices. Clients must feel comfortable in the room where they are being treated. As each practice is furnished differently and has its own colour scheme, we regard it as important for the treatment couches to fit in with your look and feel. That is why we can manufacture our treatment couches in several frame and upholstery colours. The imitation leather can be supplied with a rugged or smooth finish.



Our imitation leather upholstery contains no phthalates and is flame retardant – a unique combination that makes this material suitable for medical use!



(1) = NOTE: Please order options together with the couch because of modification of the couch during production

OPTIONS⁽¹⁾ MANUMED COMFORT

UPHOLSTERY OPTIONS

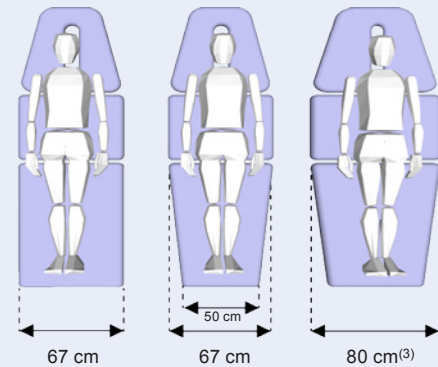
Section Width	Standard 4 cm thick	DeLuxe 6 cm thick	Extra hard 4 cm thick	Extra soft 4 cm thick	Trapezium shaped leg section	Rectangular shaped leg section
67 cm	s	o	o	o	s ⁽¹⁾	o / s ⁽²⁾
80 cm	s	o	o	o	s ⁽³⁾	x

s = standard o = optional x = not available

(1) = standard for the 612, 622 and 632, not possible for the 613 or 623

(2) = standard for the 613 and 623, optional for the 612, 622 and 632

(3) = optional for the 612 and 622, not possible for the 613, 623 and 632



FOAM DENSITY:

Standard: 38 Kg/m³

DeLuxe: 38 Kg/m³


Extra hard: 70 Kg/m³

Extra soft: 4 cm 38 Kg/m³ + 1,5 cm 30 Kg/m³



NOSE-HOLE

- A. Oblong nose-hole including plug (standard)
- B. Triangular shaped nose-hole (optional)
exluding plug, please order seperately 1550813
- C. No nose-hole (optional)



HEIGHT ADJUSTMENT

- A. Hydraulic (612 / 613)
- B. Electric (622 / 632 / 623) Footswitch (standard)
- C. Electric (622 / 632 / 623) All-around (optional)



LIFTING CAPACITY

- A. Electric - max. 200 kg (standard)
- B. Electric - max 250 kg (optional)
- C. Hydraulic max 200 kg



OPTIONAL FEATURES

- A. Safety switch



(1) = NOTE: Please order options together with the couch because of modification of the couch during production

ACCESSORIES MANUMED COMFORT

PAPER ROLL HOLDER AND PAPER ROLLS

3450104	Paper roll holder for Manumed Optimal, for 40, 50 & 60 cm rolls, mounted under foot-section
3450105	Paper roll holder for Manumed Optimal, for 40, 50 & 60 cm rolls, mounted under headsection
3445280	Paper roll stand (floor type) for 40, 50 & 60 cm rolls
3445284	Paper roll, width 40 cm, roll-length 150 m, per 5 rolls
3445278	Paper roll, width 50 cm, roll-length 150 m, per 5 rolls
3445279	Paper roll, width 60 cm, roll-length 150 m, per 5 rolls



3450104



3450105



3445280



3445279 / 3445278 / 3445284

FIXATION STRAPS

3445023	Fixation strap with velcro fastener 120 cm
3445014	Fixation strap with velcro fastener 160 cm
3445015	Fixation strap with velcro fastener 240 cm
3445475	Fixation strap with safety lock 250 cm
3445474	Fixation strap with safety lock 350 cm



3445023



3445014 / 3445015



3445474 / 3445475




MISCELLANEOUS

3446261	Set of 3 exercise stools, 50 x 38 x 32 cm, 40 x 32 x 21 cm and 30 x 22 x 14 cm
VK012668	Protective mat (transparent) 60 x 40 cm
3450067	Raising set (30 mm)



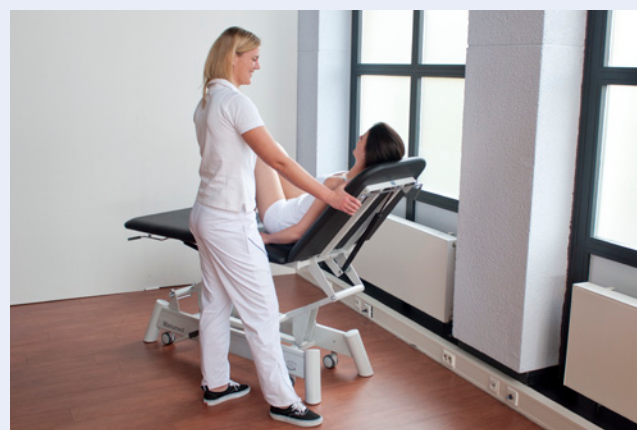
3446261



VK012668




3450067



ACCESSORIES MANUMED COMFORT

STOOLS (AVAILABLE IN 18 DIFFERENT COLOURS)

3xxx010	Stool, height adjustable 40-53 cm
3xxx011	Stool, mobile, height adjustable 59-85 cm
3xxx012	Stool, mobile, provided with footrest, height adjustable 59-85 cm
3xxx013	Stool, mobile, anatomic seat, height adjustable 43-56 cm
3xxx020	Stool, mobile, saddle seat, height adjustable 59-85 cm
3496561	Set of 5 soft wheels for mobile stools, perfectly suited for smooth surface

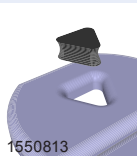



ROLLS AND CUSHIONS

3xxx001	Halfroll, flat bottom, especially for the knee ⁽¹⁾	27x16x18 cm
3xxx002	Halfroll, flat bottom, small, especially for the ankle ⁽¹⁾	28x9x11 cm
3xxx003	Halfroll, flat bottom, large ⁽¹⁾	56x16x18 cm
3xxx021	Halfroll, flat bottom ⁽¹⁾	50x18x10 cm
3xxx022	Halfroll, flat bottom ⁽¹⁾	56x25x15 cm
3xxx023	Massage roll ⁽¹⁾	50x Ø15 cm
3xxx004	Neck cushion, hourglass type ⁽¹⁾	30x15 cm
3xxx005	Massage cushion ⁽¹⁾	34x27x8 cm
3xxx006	Face cushion, with breathing hole ⁽¹⁾	40x20x15 cm
3xxx015	Wedge shaped cushion ⁽¹⁾	50x30x15 cm
3xxx016	Wedge shaped cushion ⁽¹⁾	50x40x30 cm
3xxx024	Wedge shaped cushion ⁽¹⁾	50x40x12 cm
3xxx017	Exercise roll ⁽¹⁾	100xØ30 cm
3xxx029	Plug for nosehole, small ⁽¹⁾	13x9 cm
1550813	Plug for nosehole, triangular shaped (only available in black)	16,5 x 21 cm
3445297	Wedge shaped, Kaltenborn, rubber model (only available in black)	22,5 x 10,5 x 8,5
3446161	Support bag with sand 1,2 kg ⁽²⁾	15x25 cm
3446162	Support bag with sand 2 kg ⁽²⁾	18x27 cm
3446166	Support bag with sand 4 kg ⁽²⁾	25x35 cm
3446167	Support bag with sand 7 kg ⁽²⁾	30x45 cm

(1) = Available in 18 different colours

(2) = Available in grey 013 colour only



012

013

004

169

141

199

155

138

019

139

127

135

811

812

852

888

933

851

ACCESSORIES MANUMED COMFORT

COUCH COVERS

3445240	Couch cover, with a cutaway for the nose	blue
3445241	Couch cover, with a cutaway for the nose	bordeaux
3445242	Couch cover, with a cutaway for the nose	white
3445243	Couch cover, with a cutaway for the nose	lavender
3445244	Couch cover, with a cutaway for the nose	jade
3445245	Couch cover, with a cutaway for the nose	beige
3445246	Couch cover, without a cutaway for the nose	off-white
3445247	Couch cover, without a cutaway for the nose	royal blue
3445248	Couch cover, without a cutaway for the nose	dark-grey
3445034	Couch cover, without a cutaway for the nose	bordeaux
3445261	Couch cover, without a cutaway for the nose	blue
3445262	Couch cover, without a cutaway for the nose	jade
3445267	Couch cover, without a cutaway for the nose	white
3445259	Elastic straps for couch cover with clip fittings at both ends, set of 3	

