

## MOTOMed® sam2 – save, analyze and motivate

The MOTOMed chip card (item no. 204) automatically records the combined training data during the course of the training. Transfer and store data from the chip card to the PC with the Training Analysis Program MOTOMed sam2 (item no. 230).

Use MOTOMed sam2 to evaluate the stored training data. The results are clearly shown in a graph chart, e.g. in form of a long-term analysis (fig. 1), daily analysis (fig. 2), comparisons between training periods, in different formats such as bar diagrams (fig. 4), line charts (fig. 1) or system diagrams.

**Quick capture of your training progress** These interpretations provide additional assistance: mean value, tendency line and a calculation of the unique MOTOMed index, a combined evaluation of training intensity and quality.

## MOTOMed® chip card with 3-way-purpose

- 1. Control** the training by using the integrated therapy program. Insert the chip card into the operating panel. Make a selection: leg or arm/upper body training. The saved therapy program will start automatically. An easy guide with training tips will lead you through the training.
- 2. Store** the training results on the chip card. – Evaluate your saved training results on your PC, using the MOTOMed sam2.
- 3. Quick and easy computer printout.** Insert the chip card into the card reader, press the corresponding function button on your PC – done.

**Individual training in medical facilities** Simply take your chip card with you to the rehab facility and conveniently train in accordance to allocated settings and programs.



The MOTOMed chip card can be personalized. Original size comparable to a bank card.



For me personally the MOTOMed is a complimentary therapy to physical therapy since it loosens up the muscles before the actual manual therapy. The majority of the time, MOTOMed Movement Therapy contributes to a reduction of hospital stays and to a faster mobilization of the patient.

With the motorized and software-controlled MOTOMed devices a daily repetitive passive movement of the legs, arms and upper body is possible without any problems. Therefore, manual therapy can be applied in a more effective and efficient manner.



With the MOTOMed sam2 you can easily print the training results in a graphical or tabular format. Pictured examples in small view:




fig. 1 »active speed« for more flexibility, e. g. from 46 to 59 rpm in approx. 8 weeks – as long-term analysis




fig. 2 »cardio daily analysis« for a detailed monitoring of training intensity based on the pulse rate





fig. 3 detailed training results analysis 4-Segment Coordination Program (page 23) – daily analysis



fig. 4 summary of training results of individual training sessions, comparison between two time periods – e. g. »success rate« within 6 months


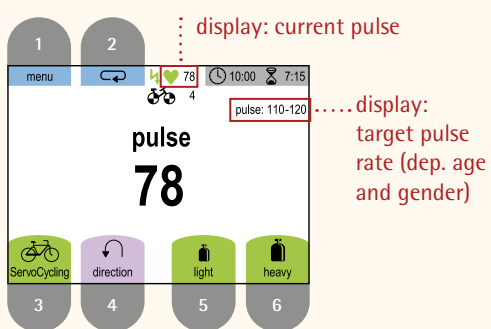
All printouts: original letter size: DIN A4. The RECK Company reserves the right to technical changes in terms of innovation.

**Your advantages** The MOTOMed sam2 allows for a clear overview of your training results and provides a detailed long-term documentation that you can use in consultations with your physician or therapist. Create the most effective individualized training based on your analysis. Use your printouts as a verification and proof for medical facilities and cost carriers.



**MOTOMed® Cardio16 pulse control** (item no. 275/276) An important factor of successful muscle and cardiovascular training is the right dosage of resistance. With the Cardio16 pulse control the resistance level can automatically be regulated (up or down) according to your pulse. >> **For optimal training intensity and high safety.**

The MOTOMed resistance level is adopted to preset upper and lower pulse limits (target pulse rate) which can be set via operating panel or chip card. If the targeted pulse rate is exceeded, the pulse control regulates the resistance level accordingly. This allows for successful prevention of overstraining. >> **Engage in regular physical training in order to improve your cardiovascular functions, your endurance and muscle strength.**



display  
»Cardio16 pulse control«

PC-printout »cardio analysis« in form of daily analysis: training with Cardio16 pulse control and use of MOTOMed sam2 Training Analysis Program (accessory, pages 24/25)

**MOTOMed® Movement Therapy with functional electrical stimulation (FES)** The main field of application is spinal cord injury with temporary to permanent paralysis of the legs or arms. Also applied in reduction of secondary illnesses of spinal cord injury.

**Therapy goals**

- muscle preservation and build-up
- execution of an effective cardiovascular training
- improvement of blood circulation
- activation of metabolism
- improvement of skin circulation and decubitus prophylaxis
- movement enhancement and preservation
- improvement of the overall well-being

>> For any further information about movement therapy with FES request our free MOTOMed brochures.



MOTOMed viva2 leg trainer (item no. 200+502+214) with FES device (item no. 219)